




milano
BY HÄFELE

milano

BY HÄFELE

Transform your home with the sleek, modern design and superior performance of Milano Appliances. Whether you're upgrading your kitchen or outfitting a new home, Milano offers a range of high-quality products that combine cutting-edge technology with timeless style.

From state-of-the-art ovens and cooktops to efficient dishwashers, Milano Appliances are designed to make your life easier and more enjoyable. Experience the perfect blend of innovation and elegance with Milano – where every detail is crafted to perfection.



Contents

Ovens _____ 4

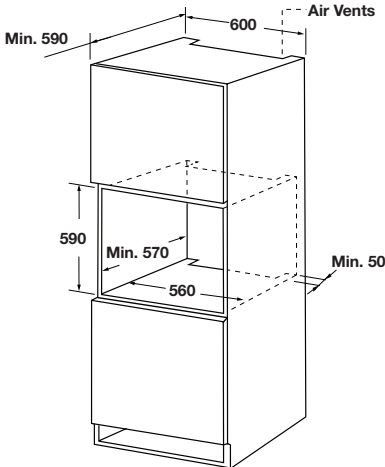
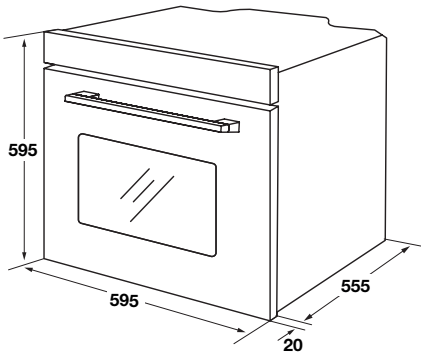
Cooktops _____ 6

Rangehoods _____ 10

Dishwashers _____ 14

60CM FAN FORCED OVEN - BLACK

539.60.861



Features

- 5 Functions
- Gross: 80L, Net: 71L
- 5 Shelf positions
- Minute minder controls
- 50° C – 250° C temperature range
- Chrome knobs
- Cavity cooling system
- Black enamel interior
- Removable door & inner glass
- Triple glazed door

5 Cooking Functions

- Light
- Defrost
- Convection (Fan)
- Grill
- Double grill

Accessories

- Wire shelves x 2
- Slider brackets x 2
- Baking tray x 1

Cleaning

- Easy-clean enamel interior
- Easy-remove inner door glass
- Easy to remove door with quick release hinges

Product Dimensions

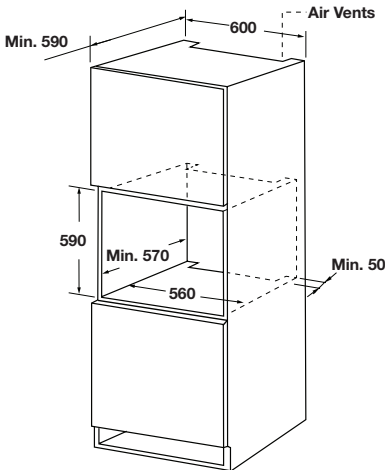
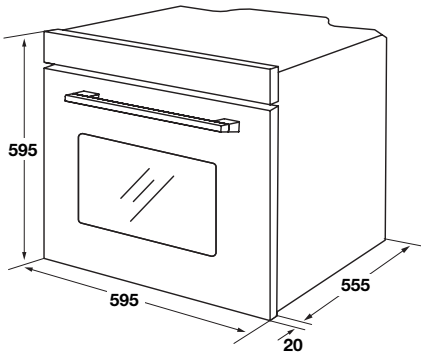
- Oven (mm): 595 x 575 x 595 (w x d x h)
- Carton (mm): 655 x 700 x 670 (w x d x h)

Requirements

- Rated voltage: 220-240V, 50-60 Hz
- Maximum power: 3000W
- Supplied with 10 amp plug

60CM FAN FORCED OVEN - BLACK

539.60.851



Features

- 5 Functions
- Gross: 80L, Net: 71L
- 5 Shelf positions
- Touch control timer
- 50° C – 250° C temperature range
- Chrome knobs
- Cavity cooling system
- Black enamel interior
- Removable door & inner glass
- Triple glazed door

5 Cooking Functions

- Light
- Defrost
- Convection (Fan)
- Grill
- Grill + Fan

Accessories

- Wire shelves x 2
- Slider brackets x 2
- Baking tray x 1

Cleaning

- Easy-clean enamel interior
- Easy-remove inner door glass
- Easy to remove door with quick release hinges

Product Dimensions

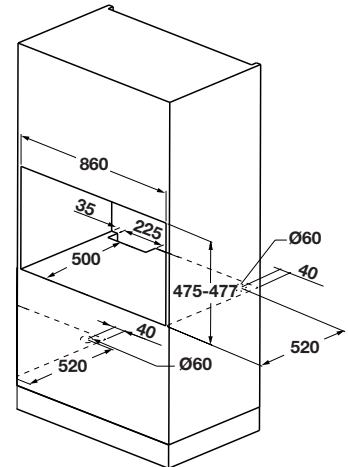
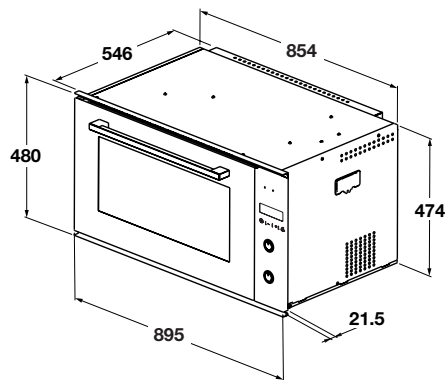
- Oven (mm): 595 x 575 x 595 (w x d x h)
- Carton (mm): 655 x 700 x 670 (w x d x h)

Requirements

- Rated voltage: 220-240V, 50-60 Hz
- Maximum power: 3000W
- Supplied with 10 amp plug

90CM FAN FORCED OVEN - BLACK

539.60.872



Features

10 Functions
Gross: 103L, Net: 93L
5 Shelf positions
Touch controls
50° C – 250° C temperature range
Chrome knobs
Cavity cooling system
Black enamel interior
Removable door & inner glass
Triple glazed door

10 Cooking Functions

Light
Defrost
Convection
Convection (Fan)
Grill
Double grill
Double grill and fan
Bottom element (Bake)
Fan bake
ECO

Accessories

Wire shelves × 2
Slider brackets × 2
Baking tray × 1

Cleaning

Easy-clean enamel interior
Easy-remove inner door glass
Easy to remove door with quick release hinges

Product Dimensions

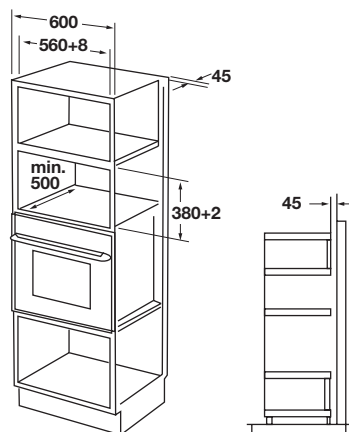

Oven (mm):
895 × 854 × 480 (w × d × h)
Carton (mm):
985 × 655 × 580 (w × d × h)

Requirements

Rated voltage:
220-240V, 50-60 Hz
Maximum power: 2800W
Supplied with 10 amp plug

60CM BUILT-IN MICROWAVE - BLACK

538.31.370



Features

25L capacity
Stainless steel cavity
Electronic touch-open door
Defrost by weight or time
Child safety lock
8 auto menus
95min kitchen timer
5 power levels
Grill function
Combination 2-stage cooking function

Accessories

315mm glass turntable
Grill rack

Product Dimensions

Microwave (mm):
595 × 401 × 388 (w × d × h)
Carton (mm):
653 × 500 × 466 (w × d × h)

Requirements

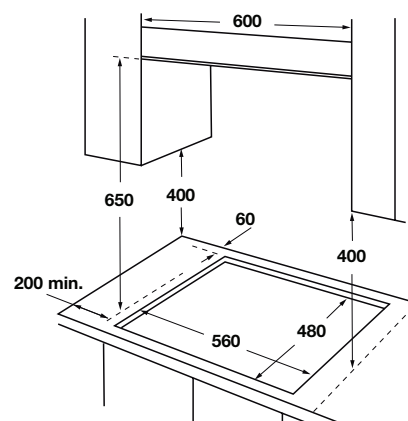
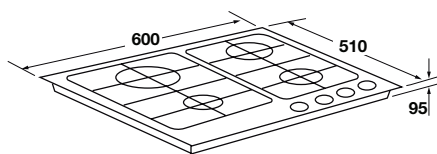
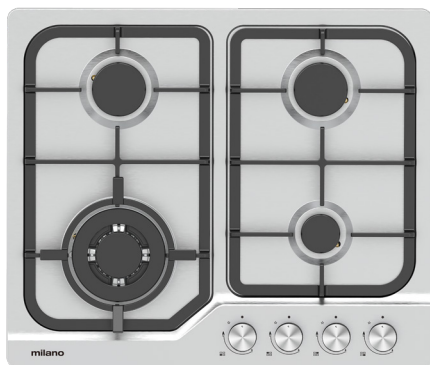
Rated voltage:
240V - 50Hz
Rated Input Power (microwave):
1450W
Rated Output Power (microwave):
900W
Rated Output Power (grill):
1000W

Note

Cannot be used as a freestanding microwave as trim kit is connected to body of microwave.

60CM GAS COOKTOP - STAINLESS STEEL

539.40.501



Features

4 Burners
One piece stainless steel cooktop
Front controls
Under knob electric ignition
Flame failure device
Cast iron trivets
Set for natural gas - LPG
conversion kit included

Burners

Triple wok burner: 1 × 3.3 kW
Semi rapid burners: 2 × 1.75 kW
Auxiliary burner: 1 × 1.0 kW

Accessories

LPG conversion kit
LPG test point
Natural gas regulator
Mounting clips

Cleaning

Easy clean one piece stainless steel cooktop
Removable trivets
Removable burner caps
Removable knobs

Product Dimensions

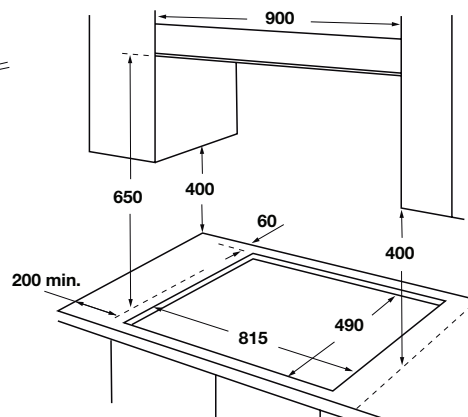
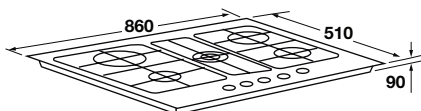
Cooktop (mm):
600 × 510 × 95 (w × d × h)
Carton (mm):
648 × 599 × 162 (w × d × h)

Requirements

Rated voltage:
220-240V~ 380-415V 3N~
50-60 Hz
Supplied with 10 amp plug

90CM GAS COOKTOP - STAINLESS STEEL

539.40.503



Features

5 Burners
One piece stainless steel cooktop
Front controls
Under knob electric ignition
Flame failure device
Cast iron trivets
Set for natural gas - LPG
conversion kit included

Burners

Triple ring wok burner 1 × 3.3 kW
Rapid burner: 1 × 3.0 kW
Semi rapid burners: 2 × 1.75 kW
Auxiliary burner: 1 × 1.0 kW

Accessories

LPG conversion kit
LPG test point
Natural gas regulator
Mounting clips

Cleaning

Easy clean one piece stainless steel cooktop
Removable trivets
Removable burner caps
Removable knobs

Product Dimensions

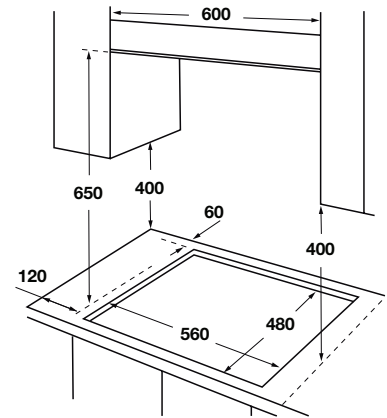
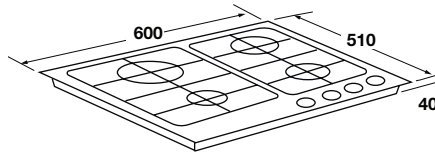
Cooktop (mm):
860 × 510 × 90 (w × d × h)
Carton (mm):
932 × 602 × 182 (w × d × h)

Requirements

Rated voltage:
220-240V~ 380-415V 3N~
50-60 Hz
Supplied with 10 amp plug

60CM GAS COOKTOP - GLASS

539.40.502



Features

- 4 Burners
- One piece black glass cooktop
- Front controls
- Under knob electric ignition
- Flame failure device
- Cast iron trivets
- Set for natural gas - LPG conversion kit included

Burners

- Triple wok burner: 1 × 3.3 kW
- Semi rapid burners: 2 × 1.75 kW
- Auxiliary burner: 1 × 1.0 kW

Accessories

- LPG conversion kit
- LPG test point
- Natural gas regulator
- Mounting clips

Cleaning

- Easy clean one piece glass cooktop
- Removable trivets
- Removable burner caps
- Removable knobs

Product Dimensions

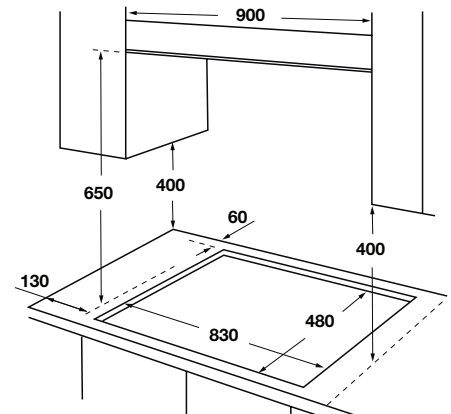
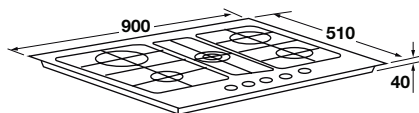
- Cooktop (mm): 600 × 510 × 40 (w × d × h)
- Carton (mm): 648 × 599 × 162 (w × d × h)

Requirements

- Rated voltage: 220-240V~ 380-415V 3N~ 50-60 Hz
- Supplied with 10 amp plug

90CM GAS COOKTOP - GLASS

539.40.504



Features

- 5 Burners
- One piece black glass cooktop
- Front controls
- Under knob electric ignition
- Flame failure device
- Cast iron trivets
- Set for natural gas - LPG conversion kit included

Burners

- Triple ring burner: 1 × 3.6 kW
- Rapid burners: 1 × 3.0 kW
- Semi rapid burners: 2 × 1.75 kW
- Auxiliary burner: 1 × 1.0 kW

Accessories

- LPG conversion kit
- LPG test point
- Natural gas regulator
- Mounting clips

Cleaning

- Easy clean one piece glass cooktop
- Removable trivets
- Removable burner caps
- Removable knobs

Product Dimensions

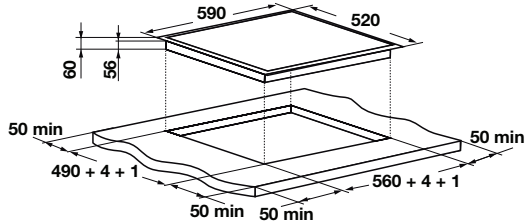
- Cooktop (mm): 900 × 510 × 40 (w × d × h)
- Carton (mm): 978 × 582 × 117 (w × d × h)

Requirements

- Rated voltage: 220-240V~ 380-415V 3N~ 50-60 Hz
- Supplied with 10 amp plug

60CM CERAMIC COOKTOP

539.40.511



Features

- 4 Cooking zones
- Dia Ceram ceramic glass
- Front touch controls
- Frameless glass
- Residual heat indicators
- 9 Power levels
- Automatic safety switch off
- Child safety lock

Zones

- 2 x Ø165mm: 1200W
- 2 x Ø200mm: 1800W

Accessories

- Sealing tape
- Mounting clips

Cleaning

Easy to clean one piece glass

Product Dimensions

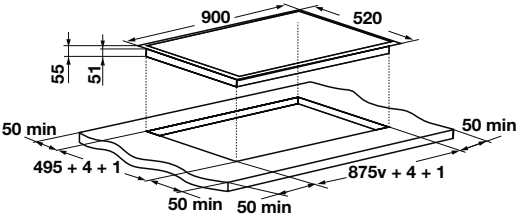
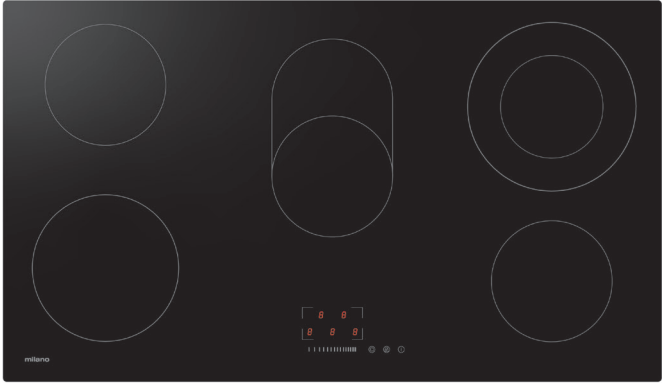
- Cooktop (mm): 590 x 520 x 60 (w x d x h)
- Carton (mm): 706 x 655 x 128 (w x d x h)

Requirements

- Rated voltage: 220-240V~ 380-415V 3N~
- 50-60 Hz
- Maximum power: 6600W
- Hard wired installation required by qualified electrician

90CM CERAMIC COOKTOP

539.40.512



Features

- 5 Cooking zones
- Dia Ceram ceramic glass
- Front touch and slide controls
- Frameless glass
- Residual heat indicators
- 9 Power levels
- Automatic safety switch off
- Child safety lock

Zones

- 2 x Ø165mm: 1200W
- 1 x Ø200mm: 1800W
- 1 x Ø140/230mm: 1000/2200W
- 1 x Ø270/165mm: 1100/2000W

Accessories

- Sealing tape
- Mounting clips

Cleaning

Easy to clean one piece glass

Product Dimensions

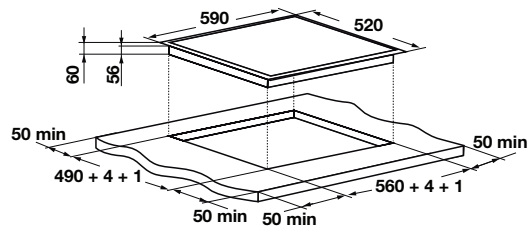
- Cooktop (mm): 900 x 520 x 55 (w x d x h)
- Carton (mm): 1055 x 680 x 112 (w x d x h)

Requirements

- Rated voltage: 220-240V~ 380-415V 3N~
- 50-60 Hz
- Maximum power: 9200W
- Hard wired installation required by qualified electrician

60CM INDUCTION COOKTOP

539.40.521



Features

- 4 Cooking zones
- Dia Ceram ceramic glass
- Front touch controls
- Frameless glass
- Residual heat indicators
- 9 Power levels
- Automatic safety switch off
- Child safety lock

Zones

- 2 × Ø180mm: 1500W
- 2 × Ø180mm: 2100W

Accessories

- Sealing tape
- Mounting clips

Cleaning

Easy to clean one piece glass

Product Dimensions

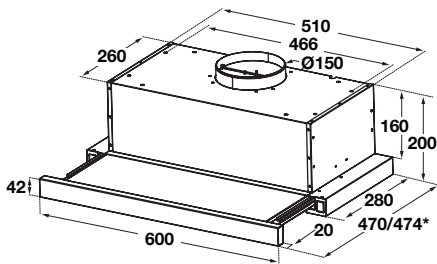
- Cooktop (mm):
590 × 520 × 60 (w × d × h)
- Carton (mm):
706 × 655 × 128 (w × d × h)

Requirements

- Rated voltage:
220-240V~ 380-415V 3N~
- 50-60 Hz
- Maximum power: 2200W
- Supplied with 10 amp plug

60CM SLIDE-OUT RANGEHOOD - STAINLESS STEEL

539.80.681



Features

- 450 m3/hr extraction
- Stainless steel fascia
- Switch button controls
- 2 Speed settings
- 1 × 0.5W LED light
- 2 × Aluminium grease filters
- 57 dBA Max noise level

Included Accessories

- Expandable 150mm pipe
- One-way valve (2pcs)

Optional Accessories

- Charcoal filter (532.77.489)

Product Dimensions

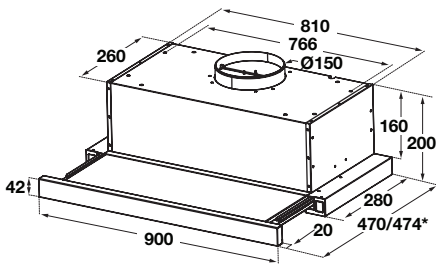
- Rangehood (mm):
600 × 300 × 200 (w × d × h)
- Carton (mm):
680 × 280 × 390 (w × d × h)

Requirements

- Rated Voltage: 220-240 V,
50/60 Hz
- Rated Power: 65.5W
- Motor Input Power: 65W
- Supplied with 10 amp plug

90CM SLIDE-OUT RANGEHOOD - STAINLESS STEEL

539.80.682



Features

- 450 m3/hr extraction
- Stainless steel fascia
- Switch button controls
- 2 Speed settings
- 1 × 0.5W LED light
- 2 × Aluminium grease filters
- 57 dBA Max noise level

Included Accessories

- Expandable 150mm pipe
- One-way valve (2pcs)

Optional Accessories

- Charcoal filter (532.77.489)

Product Dimensions

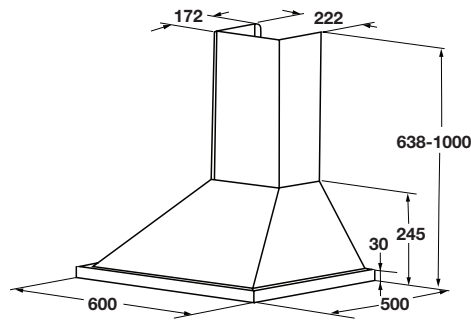
- Rangehood (mm):
900 × 300 × 200 (w × d × h)
- Carton (mm):
980 × 280 × 385 (w × d × h)

Requirements

- Rated Voltage: 220-240 V,
50/60 Hz
- Rated Power: 65.5W
- Motor Input Power: 65W
- Supplied with 10 amp plug

60CM CANOPY RANGEHOOD - STAINLESS STEEL

539.80.691



Features

1000 m³/hr extraction
Stainless steel finish
Push button controls
Stainless Steel Baffles
3 Speed settings
2 × 0.5W LED lights
2 × Aluminium grease filters
72 dBA Max noise level

Included Accessories

Expandable 150mm pipe
One-way valve (2pcs)
2 × Flue pieces (upper & lower chimney)
Brackets, fasteners and wall plugs

Optional Accessories

Charcoal filter (532.77.490)

Product Dimensions

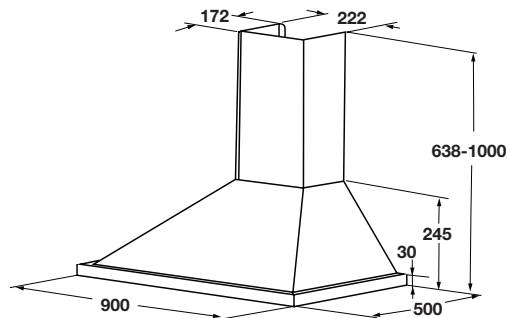
Rangehood (mm):
600 × 500 × 638-1000 (w × d × h)
Carton (mm):
708 × 378 × 615 (w × d × h)

Requirements

Rated Voltage: 220-240 V,
50/60 Hz
Rated Power: 341W
Motor Input Power: 340W
Supplied with 10 amp plug

90CM CANOPY RANGEHOOD - STAINLESS STEEL

539.80.692



Features

1000 m³/hr extraction
Stainless steel finish
Push button controls
Stainless Steel Baffles
3 Speed settings
2 × 0.5W LED lights
3 × Aluminium grease filters
72 dBA Max noise level

Included Accessories

Expandable 150mm pipe
One-way valve (2pcs)
2 × Flue pieces (upper & lower chimney)
Brackets, fasteners and wall plugs

Optional Accessories

Charcoal filter (532.77.490)

Product Dimensions

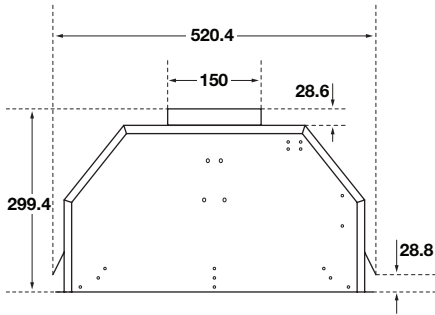
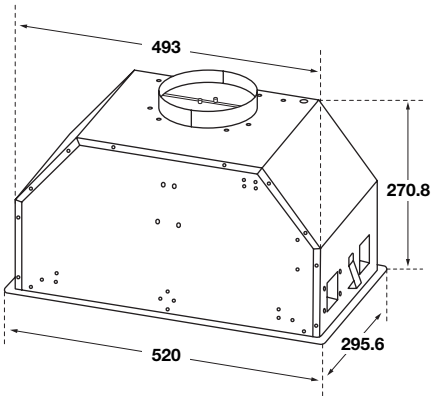
Rangehood (mm):
900 × 500 × 638-1000 (w × d × h)
Carton (mm):
1008 × 378 × 615 (w × d × h)

Requirements

Rated Voltage: 220-240 V,
50/60 Hz
Rated Power: 341W
Motor Input Power: 340W
Supplied with 10 amp plug

52CM UNDERMOUNT RANGEHOOD - STAINLESS STEEL

539.80.670



Features

- 750 m3/hr extraction
- Stainless steel finish
- Touch button and gesture control
- 3 Speed settings
- 2 × 2W LED lights
- Aluminium grease filter
- 70 dBA Max noise level

Included Accessories

- Expandable 150mm pipe
- One-way valve (2pcs)

Optional Accessories

- Charcoal filter (532.77.490)

Product Dimensions

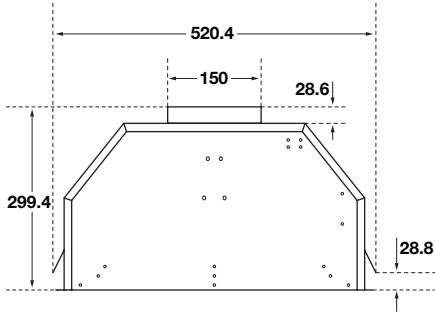
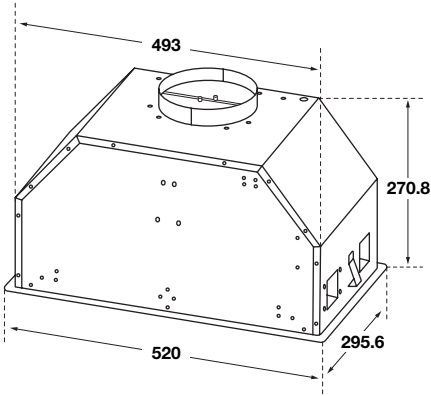
- Rangehood (mm):
520 × 295.6 × 270.8 (w × d × h)
- Carton (mm):
585 × 365 × 370 (w × d × h)

Requirements

- Rated Voltage: 220-240 V,
50/60 Hz
- Rated Power: 194W
- Motor Input Power: 190W
- Supplied with 10 amp plug

52CM UNDERMOUNT RANGEHOOD - BLACK

539.80.671



Features

- 750 m3/hr extraction
- Matt black finish
- Touch button and gesture control
- 3 Speed settings
- 2 × 2W LED lights
- Aluminium grease filter
- 70 dBA Max noise level

Included Accessories

- Expandable 150mm pipe
- One-way valve (2pcs)

Optional Accessories

- Charcoal filter (532.77.490)

Product Dimensions

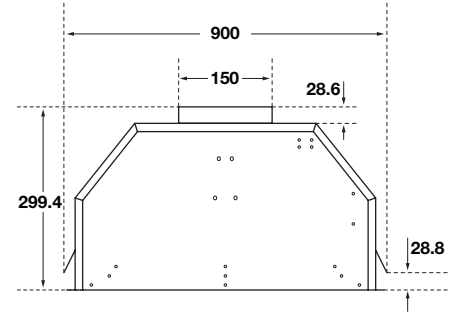
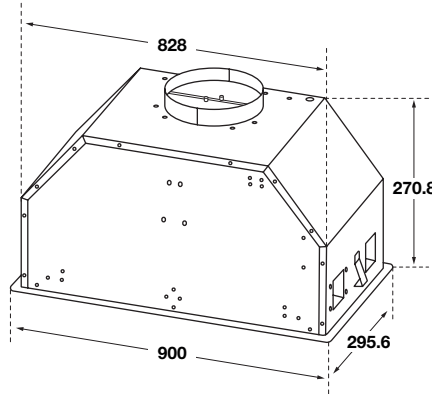
- Rangehood (mm):
520 × 295.6 × 270.8 (w × d × h)
- Carton (mm):
585 × 365 × 370 (w × d × h)

Requirements

- Rated Voltage: 220-240 V,
50/60 Hz
- Rated Power: 194W
- Motor Input Power: 190W
- Supplied with 10 amp plug

90CM UNDERMOUNT RANGEHOOD - STAINLESS STEEL

539.80.672



Features

750 m3/hr extraction
Stainless steel finish
Touch button and gesture control
3 Speed settings
2 × 2W LED lights
Aluminium grease filter
70 dBA Max noise level

Included Accessories

Expandable 150mm pipe
One-way valve (2pcs)

Optional Accessories

Charcoal filter (532.77.490)

Product Dimensions

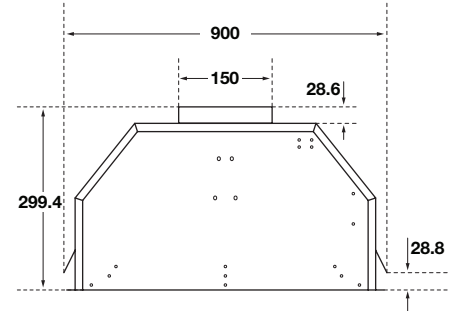
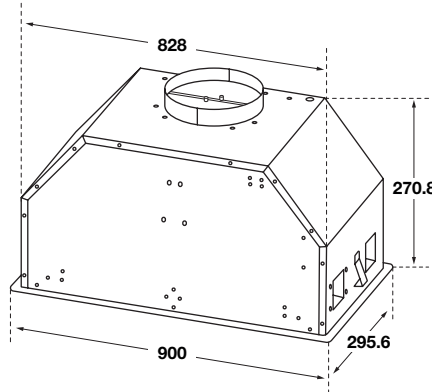
Rangehood (mm):
900 × 295.6 × 270.8 (w × d × h)
Carton (mm):
1007 × 352 × 378 (w × d × h)

Requirements

Rated Voltage: 220-240 V, 50/60 Hz
Rated Power: 194W
Motor Input Power: 190W
Supplied with 10 amp plug

90CM UNDERMOUNT RANGEHOOD - BLACK

539.80.673



Features

750 m3/hr extraction
Matt black finish
Touch button and gesture control
3 Speed settings
2 × 2W LED lights
Aluminium grease filter
70 dBA Max noise level

Included Accessories

Expandable 150mm pipe
One-way valve (2pcs)

Optional Accessories

Charcoal filter (532.77.490)

Product Dimensions

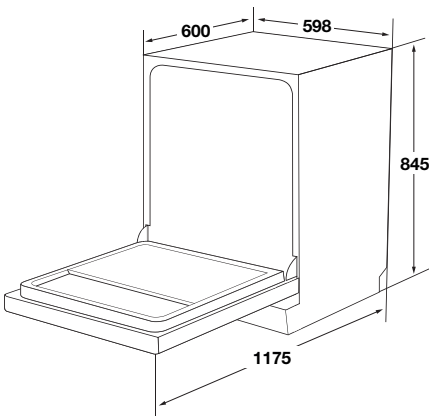
Rangehood (mm):
900 × 295.6 × 270.8 (w × d × h)
Carton (mm):
1007 × 352 × 378 (w × d × h)

Requirements

Rated Voltage:
220-240 V, 50/60 Hz
Rated Power: 194W
Motor Input Power: 190W
Supplied with 10 amp plug

60CM FREESTANDING DISHWASHER - STAINLESS STEEL

539.20.161



Features

14 Place settings
Stainless steel finish
3/6/9 hour delay start
Button controls
LED Indicator lights
MEPS/WELS: 3/4.5 stars
Child lock device
Anti-leak device
Anti-flood device

4 Wash Programs

Intensive
ECO
90 Min
Rapid

Extra Features

Extra Dry

Cleaning

Mark-free stainless steel
Flush, slimline control panel
Easy to remove filter system

Product Dimensions

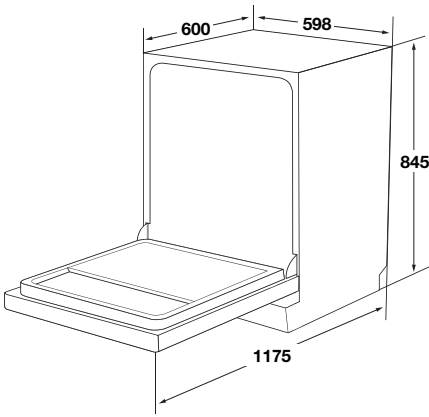
Dishwasher (mm):
598 x 600 x 845 (w x d x h)
Carton (mm):
645 x 645 x 871 (w x d x h)

Requirements

Rated voltage:
200-240V, 50Hz
Supplied with 10 amp plug

60CM FREESTANDING DISHWASHER - BLACK

539.20.191



Features

14 Place settings
Matt black finish
3/6/9 hour delay start
Button controls
LED Indicator lights
MEPS/WELS: 3/4.5 stars
Child lock device
Anti-leak device
Anti-flood device

4 Wash Programs

Intensive
ECO
90 Min
Rapid

Extra Features

Extra Dry

Cleaning

Mark-free black stainless steel
Flush, slimline control panel
Easy to remove filter system

Product Dimensions

Dishwasher (mm):
598 x 600 x 845 (w x d x h)
Carton (mm):
645 x 645 x 871 (w x d x h)

Requirements

Rated voltage:
200-240V, 50Hz
Supplied with 10 amp plug



All Milano by Häfele appliances come with a 2 year manufacturers warranty from date of purchase.

To extend your warranty by an additional year free of charge,
scan the below QR code to register your appliance within 90 days from date of purchase.

If you do not register, your warranty will be the standard 2 year manufacturers warranty.

Visit hafele.com.au for more information.



Scan to register
your appliance



milano
BY HÄFELE

Customer Care: 1300 185 044 | **Email:** customercare@hafele.com.au | **Sales Support:** 1800 042 571
732.40.022 - 02.25